



May 2022 Newsletter

## The Long Island Bonsai Society

**There are no borders in Bonsai. It brings peace to a palace as it does to the most humble of homes, to the young as to the old, to the rich as to the poor.**

**It invites us to live within the world it is onto itself, and we are drawn, as no words can express, to live within its shade.**

**The Long Island Bonsai Society invites all to enjoy this living art that can last for generations.**

**We meet the 2nd Monday of each month at 7:30PM at Planting Fields Arboretum, Oyster Bay, NY. Doors open at 7PM for refreshments and general membership discussions. Feel free to bring one of your trees for advice from other members. Most meetings have a tree styling demonstration by a Bonsai artist(s) which is (are) usually raffled off at the end of the meeting. Volunteers are needed to present Tokonoma at each meeting. Please email Jim Genesee at [jgenesee@optonline.net](mailto:jgenesee@optonline.net) if interested.**

**Please see meeting schedule in the side bar.**

**We also hold auctions of member donated trees, pots and equipment.**

**Please watch for details!!!!**

**Members please see our website to purchase soil supplies.**

**Planting Fields has revised its Covid restrictions. No reservations are needed and only unvaccinated attendees are required to wear a mask in the building.**

**2022 Long Island Bonsai Society Annual Membership Dues are now past due please see Joe Lesnick or send an email**

**to [libonsai@yahoo.com](mailto:libonsai@yahoo.com)**

**Cash, check, Pay pal.**

**\$45.00 – single      \$65.00 – family      \$10.00 – student      \$60.00 – support**

**Your membership will have you entertained and educated by world class bonsai artists. You can participate in hands on workshops led by bonsai artists and our expert members. You have access to Planting Fields on the nights of our meetings. Free monthly loan of Bonsai reference materials!!! Please see Mary for more details and access to our library at our next meeting.**

Hal Johnson  
President

Jim Genesee  
Vice President

Joe Lesnick  
Treasurer

Tony Calabrese  
Secretary

Chris Hayes  
Chairperson of Programs

### Meeting schedule

**Planting Fields has revised its Covid restrictions. No reservations are needed and only unvaccinated attendees are required to wear a mask in the building.**

June 13th-Amigos  
Club Members style similar trees

July 11<sup>th</sup>-TBA

August 8<sup>th</sup>-  
Mark Schmalenburg

September 12 Boon  
Manakitivipart demo

### Events schedule



*Please watch for more details*

June 4 (Saturday)  
Bob Mahler Workshop  
South Lounge

July Auction  
Watch for date and details

August 6 & 7  
Humes Garden Exhibit

**If you are interested in attending a workshop, please email Chris at [Chris@easterneffects.com](mailto:Chris@easterneffects.com)**



Will Baddeley carved a Japanese Yew for us at our May 2, 2022 meeting. Chris Hayes donated the tree and then in a twist of fate won it back at the end of the meeting. (Yes, you may be thinking "FIX", but he dropped the raffle jar and all the tickets fell on the floor for us all to see.) The original tree is in the center above and pictures of the semi-final tree are at the bottom, as you can see Chris is thrilled to have won the tree. Please note the beautiful carvings on it.



If you have any information about Bonsai that you feel should be included in our next newsletter, please email it to Beth at [springhauser@yahoo.com](mailto:springhauser@yahoo.com).






May Tokonoma display: 70 year old Yamadori , Ponderosa Pine, collected by Andy Smith and owned by Jim Genesee.



**LIBS Library.**

Please see Mary about our Library.



## BONSAI ONLINE RESOURCES

**Eastern Leaf** – short and easy to understand how to teachings

**Herons Bonsai** – Peter Chan, easy and concise instructions

**Eisei –en Bonsai, Bjorn Bjornholm** - many videos, vlogs and on-line courses. His early videos “Bonsai – The Art of Japan” is one of the ‘best for instruction.’

**Mirai- Ryan Neil** – lengthy videos, be prepared to spend at least an hour. Also has interactive instructions with membership <https://bonsaimirai.com/blog/mirai-wild-crater-lake> A new original series from Mirai that follows artist and bonsai professional Ryan Neil as he journeys to the native landscapes of endangered, ancient and significant trees

**Bonsai Empire** – instructional videos, demos, interviews and shows

**Crataegus.com** – Michael Hagedorn, educational blog

## Suggested Suppliers and Educational SITES

America Bonsai Tool & Supply Co. – [www.americanbonsai.com](http://www.americanbonsai.com) , LIBS club members receive a 10% discount with the code LIBS10

Stone Lantern - [stonelantern.com](http://stonelantern.com) – big blog - anything and everything, always specials going on, reasonable wire prices

Easternleaf.com - wire, tools, etc

DallasBonsai.com – general supplies

Bonsaitonight.com – Educational site with bonsai products

<https://bonsaitonight.com/2021/10/01/short-interviews-at-the-7th-us-national-bonsai-exhibition/>

**Upcoming Events.** (Please check with individual websites for updates)



For LIBS updates, please check with website: [www.longislandbonsai.org](http://www.longislandbonsai.org).

**May 22-29, 2022** ABS (American Bonsai Society) Learning Seminar Rendezvous on the River Whispering Woods Conference Center, 7300 Hacks Cross Rd, Olive Branch, MS 38654 Please visit [ABSBONSAI.ORG](http://ABSBONSAI.ORG) for more details, registration and hotel info.

**November 12-13, 2022** The Pacific Bonsai Expo The Bridge Yard, Oakland, California

They are looking for exhibitors and volunteers. Deadline to send photos of trees is April 30, 2022. Please see the website for details.

[www.pacificbonsaiepo.com](http://www.pacificbonsaiepo.com)

Repotting Old Chojubai by crataegus post by Michael Hagedorn submitted by J Genesee

Every few years Chojubai need repotting. And for Chojubai, the size of the pot often determines when that is.

This specimen is like many Chojubai in larger pots—they can waltz along for years without getting root bound. In a small pot they will tighten up in 2-3 years. But in a large pot they can take a while. (Unlike a maple, which can get root bound in any size pot while you take a tea break.)

Once the soil near the pot lip resists a chopstick's poke, then they're ready. This is the dumb person's way of doing it, and that's why it works so well for me. No need to remember if it drained well or not last summer.



Tree before repotting



Tree during repotting Notice wires in the first picture

